

Home Learning Student Sign In Codes

ELD

Each student has a unique Home Learning Code to access Seesaw. When signing in with their Home Learning Code, students can post to their journal, respond to activities, and view class announcements. Students do not see the work of any other student in the class.

The codes expire after 90 days on **June 16, 2020**. You can generate new codes at any time.

Teacher Instructions

1. Print or download the Home Learning Codes.
2. Give each student their code. There is one code for each student in your class.
3. **Never share codes on social media or another public forum. Instruct students to keep their code safe like they keep their passwords safe.**

Need Home Learning Tips?

Go to <https://web.seesaw.me/home-learning> for step-by-step instructions and lesson ideas.

How Do Students Use Their Home Learning Code?

1. Students go to <https://app.seesaw.me> on a computer. Or install the Seesaw Class App on an iOS or Android device.
2. Students tap "I'm a Student".
3. Students scan their code using Seesaw's built-in QR code reader or type in their text code to access their Seesaw account.

Sample Email Instructions for Students or Families

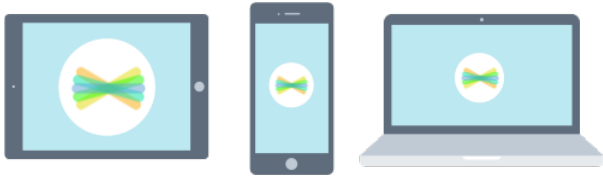
Students and families, we will be using Seesaw for home learning. Please sign in with your Home Learning code following the steps below:

1. Go to <https://web.seesaw.me> on a computer. Or install the Seesaw **Class** iOS or Android app.
2. Tap "I'm a Student".
3. Scan or type in your Home Learning code.
4. Post to your journal, respond to activities, and view class announcements.
5. Remember, this code is like a password. Keep it safe!

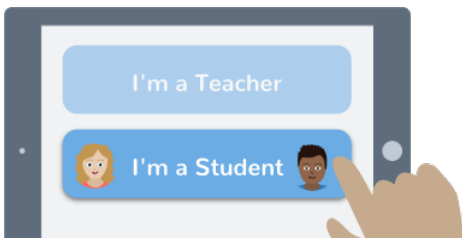


Caleb Susanibar's Home Learning Code

1. Go to <https://app.seesaw.me> on a computer. Or install the Seesaw **Class** App on an iOS or Android device.



2. Choose "I'm a Student".



3. Scan this code using Seesaw's built-in QR code scanner. Or type in these letters to access your Seesaw account: **OKKH WMWJ XUGA**



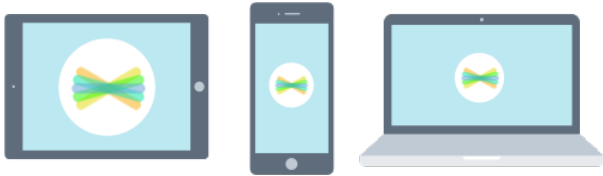
Ask your teacher for a new code after June 16, 2020.

And remember, this code is like a password. Keep it safe!

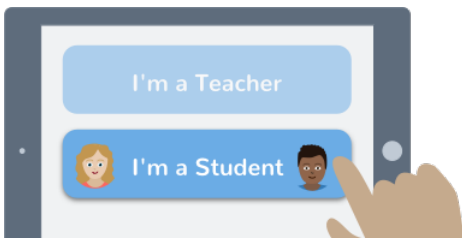


Dylan Benitez Maldonado's Home Learning Code

1. Go to <https://app.seesaw.me> on a computer. Or install the Seesaw **Class** App on an iOS or Android device.



2. Choose "I'm a Student".



3. Scan this code using Seesaw's built-in QR code scanner. Or type in these letters to access your Seesaw account: **QIEQ PXTR ACEF**



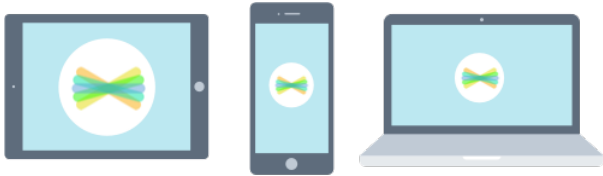
Ask your teacher for a new code after June 16, 2020.

And remember, this code is like a password. Keep it safe!

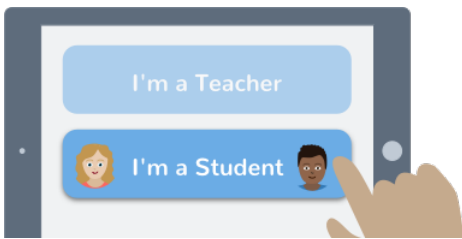


Ellise Lee's Home Learning Code

1. Go to <https://app.seesaw.me> on a computer. Or install the Seesaw **Class** App on an iOS or Android device.



2. Choose "I'm a Student".



3. Scan this code using Seesaw's built-in QR code scanner. Or type in these letters to access your Seesaw account: **SPPZ GIBB ASDC**



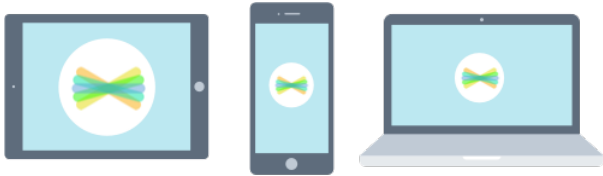
Ask your teacher for a new code after June 16, 2020.

And remember, this code is like a password. Keep it safe!

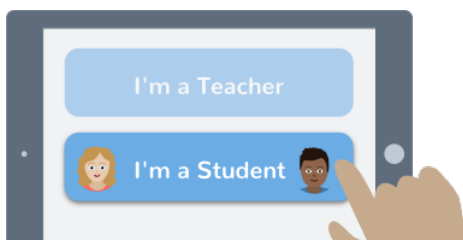


Jeremi Hernandez-Alvarado's Home Learning Code

1. Go to <https://app.seesaw.me> on a computer. Or install the Seesaw **Class** App on an iOS or Android device.



2. Choose "I'm a Student".



3. Scan this code using Seesaw's built-in QR code scanner. Or type in these letters to access your Seesaw account: **KHGA UIYO RYIM**



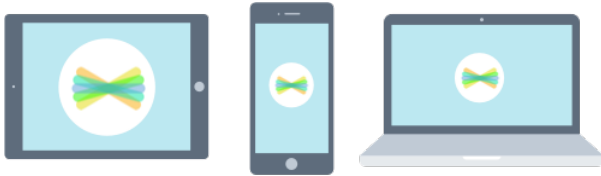
Ask your teacher for a new code after June 16, 2020.

And remember, this code is like a password. Keep it safe!

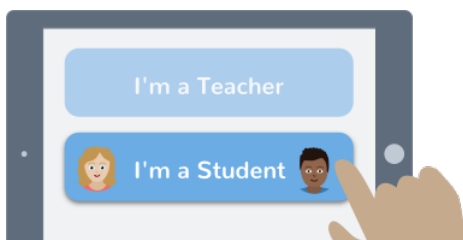


Meera Anita Dalal-Thomas's Home Learning Code

1. Go to <https://app.seesaw.me> on a computer. Or install the Seesaw **Class** App on an iOS or Android device.



2. Choose "I'm a Student".



3. Scan this code using Seesaw's built-in QR code scanner. Or type in these letters to access your Seesaw account: **RNKE UJRQ GLAB**



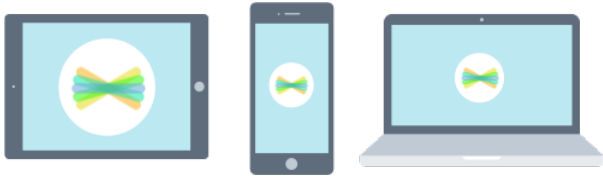
Ask your teacher for a new code after June 16, 2020.

And remember, this code is like a password. Keep it safe!

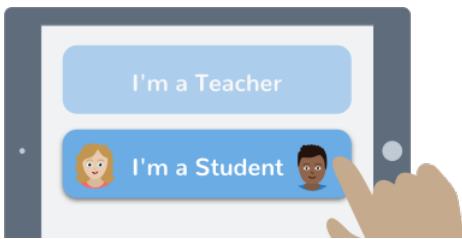


Paloma Marroquin Garcia's Home Learning Code

1. Go to <https://app.seesaw.me> on a computer. Or install the Seesaw **Class** App on an iOS or Android device.



2. Choose "I'm a Student".



3. Scan this code using Seesaw's built-in QR code scanner. Or type in these letters to access your Seesaw account: **MSRL CZMS ERDO**



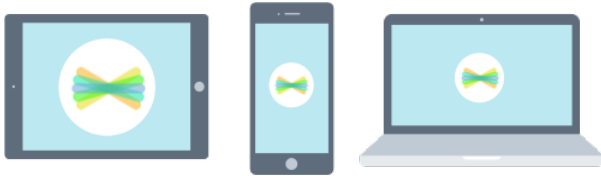
Ask your teacher for a new code after June 16, 2020.

And remember, this code is like a password. Keep it safe!

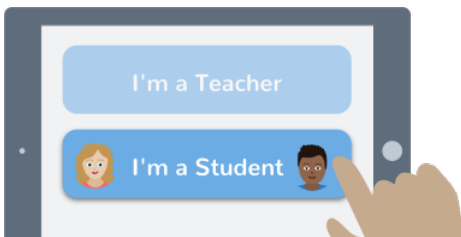


Sophia Susanibar's Home Learning Code

1. Go to <https://app.seesaw.me> on a computer. Or install the Seesaw **Class** App on an iOS or Android device.



2. Choose "I'm a Student".



3. Scan this code using Seesaw's built-in QR code scanner. Or type in these letters to access your Seesaw account: **RYCT QYHA DRUD**



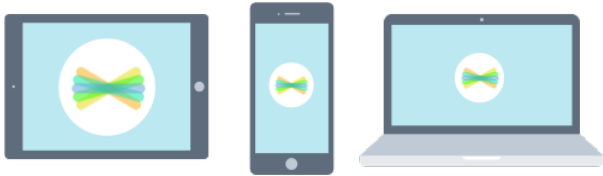
Ask your teacher for a new code after June 16, 2020.

And remember, this code is like a password. Keep it safe!

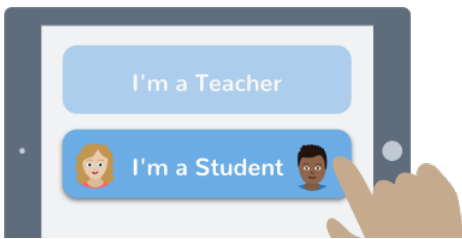


Sury Elizabeth Alvarez Lopez's Home Learning Code

1. Go to <https://app.seesaw.me> on a computer. Or install the Seesaw **Class** App on an iOS or Android device.



2. Choose "I'm a Student".



3. Scan this code using Seesaw's built-in QR code scanner. Or type in these letters to access your Seesaw account: **SPGJ CJOW HTZV**



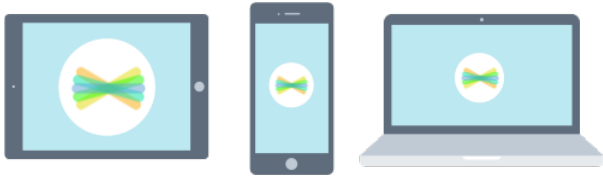
Ask your teacher for a new code after June 16, 2020.

And remember, this code is like a password. Keep it safe!

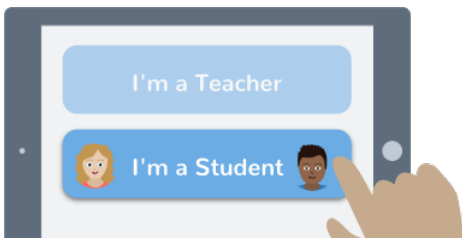


Viktoriia Kalinicheva's Home Learning Code

1. Go to <https://app.seesaw.me> on a computer. Or install the Seesaw **Class** App on an iOS or Android device.



2. Choose "I'm a Student".



3. Scan this code using Seesaw's built-in QR code scanner. Or type in these letters to access your Seesaw account: **KXVF VFMT OBNM**



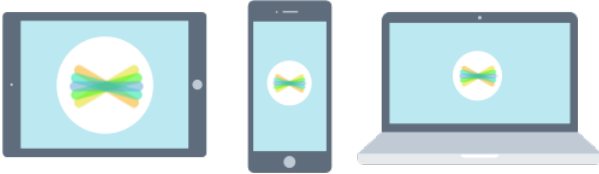
Ask your teacher for a new code after June 16, 2020.

And remember, this code is like a password. Keep it safe!

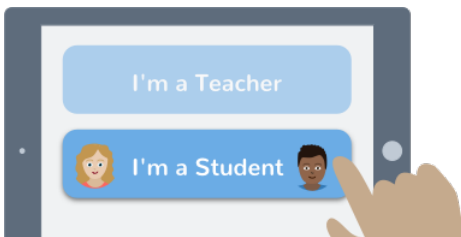


Vincent Schwarnowski's Home Learning Code


1. Go to <https://app.seesaw.me> on a computer. Or install the Seesaw **Class** App on an iOS or Android device.



2. Choose "I'm a Student".



3. Scan this code using Seesaw's built-in QR code scanner. Or type in these letters to access your Seesaw account: **MKEA XTRH EBZD**



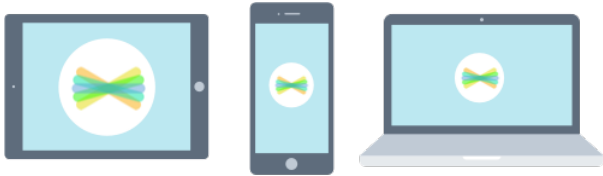
Ask your teacher for a new code after June 16, 2020.

And remember, this code is like a password. Keep it safe!

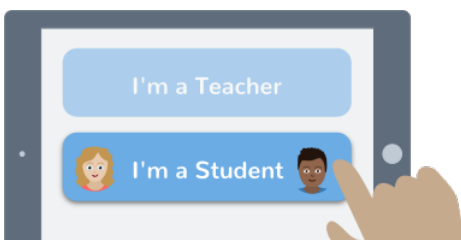


Yana Martinez Nolasco's Home Learning Code

1. Go to <https://app.seesaw.me> on a computer. Or install the Seesaw **Class** App on an iOS or Android device.



2. Choose "I'm a Student".



3. Scan this code using Seesaw's built-in QR code scanner. Or type in these letters to access your Seesaw account: **WNGX YNPH WTVG**



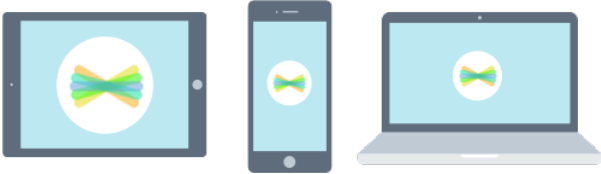
Ask your teacher for a new code after June 16, 2020.

And remember, this code is like a password. Keep it safe!

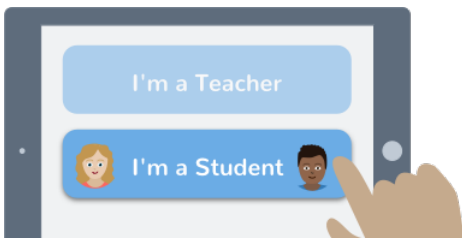


Yeva Yevsyeyenko's Home Learning Code

1. Go to <https://app.seesaw.me> on a computer. Or install the Seesaw **Class** App on an iOS or Android device.



2. Choose "I'm a Student".



3. Scan this code using Seesaw's built-in QR code scanner. Or type in these letters to access your Seesaw account: **PQPN SGLZ AIAA**



Ask your teacher for a new code after June 16, 2020.

And remember, this code is like a password. Keep it safe!